



# **Owner's Manual**


E-Series Linear Actuator Systems

# WELCOME

## Congratulations on your purchase of your new Renlita E-Series Door!

We have engineered your door specifically for your project's design and we are confident that your system will provide you with many years of enjoyment and space flexibility. We pride ourselves in great service and robust, sleek custom openings so please let us know how we're doing!

### We're here to help:



**EMAIL SUPPORT**  
[Support@RenlitaUSA.com](mailto:Support@RenlitaUSA.com)



**PHONE SUPPORT**  
(903) 486-3301



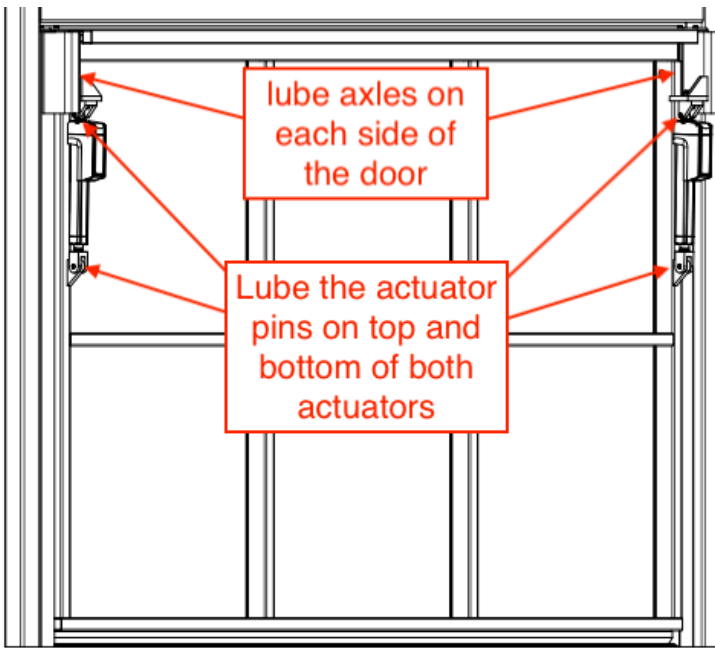
**INSTALLATION INSTRUCTIONAL VIDEO**

# LUBRICATION POINTS

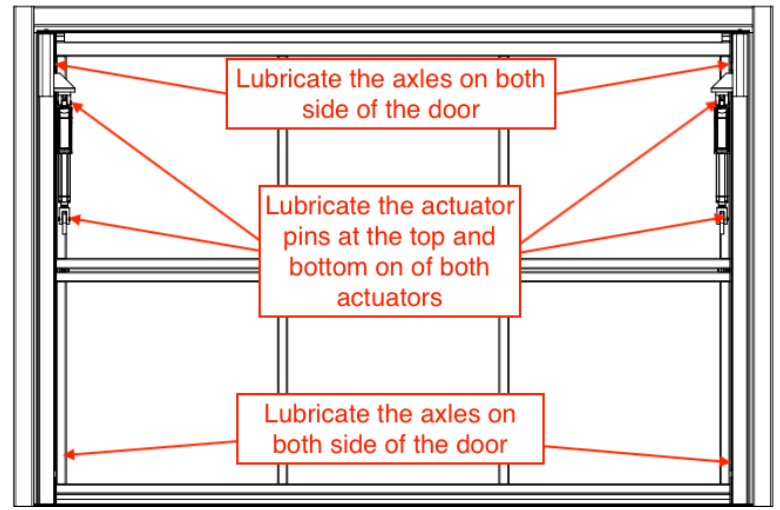
## Lubrication Points On your EVO-Door

We recommend WD-40 Spray and Stay gel lubricant.

Evo-View



Evo-Wave

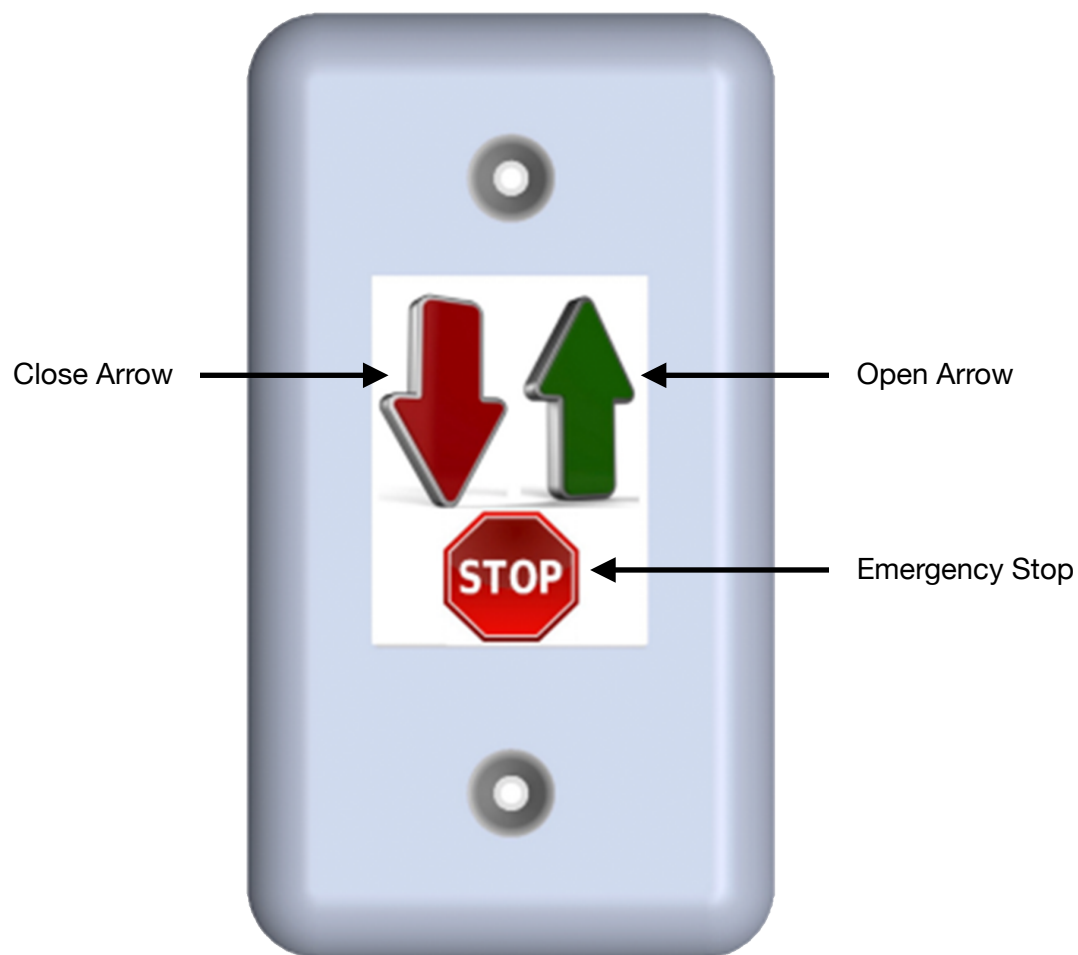


Above is a diagram of the door and the lubrication points on your door system.

## Quick Reference Guide to Your Door System

### Touch screen operation:

- When the touch screen is in sleep mode it will be on the EVO logo.
- When you touch the screen (with no security active) you will see the up, down, and stop buttons appear on the screen.
- To open the door just touch the up arrow.
- To close the door PUSH AND HOLD THE CLOSE ARROW UNTIL THE DOOR STOPS MOVING.
- This hold close function on the close side is a safety feature and can not be changed.
- If you have/want a security code to access the touch screen, this code must be a 4-digit code. Please Call our Tech support line at 903-486-3301 and someone will be happy to walk you through the changing/setup of this code.



## Accessories

There are no approved accessories at this time for this unit other than the integrated touch screen and the RTFS dry contact interface for the screen integration.

More integrations to come in future upgrades to the controllers.

### Regular Cleaning

Follow these steps to clean the powder coating on your door's steel members. If your door has cladding on either side, consult the manufacturer of the cladding to know how best to clean it.

1. Remove residue with a wet sponge.
2. Use a soft cloth and mild household cleaner to clean the steel members of your door.
3. Rinse the door with clean water.

### What Not To Do

- A. Do not use cleaners that require you to wear gloves because they could damage the powder coating; The damage may not appear for up to twelve months.
- B. Do not use nylon or steel wool scourers on the powder coating.

## REPLACEMENT PARTS

### When You Need Replacement Parts

- A. Contact Renlita Doors if you need a replacement part on your door or if your door becomes difficult to operate.
- B. Never try to fix the door yourself. Visit [www.evo-doors.com](http://www.evo-doors.com) to find an authorized service technician in your area.

# LIMITED WARRANTY

## Limited Warranty

RENLITA DOORS NORTH AMERICA, LLC (Renlita Overhead Doors) warrants to the original purchaser within one year from date of installation, if a product sold under this warranty proves to be defective in material or workmanship through normal use and service according to maintenance and operations instructions, as verified by inspection by persons authorized by Renlita Overhead Doors, Renlita Overhead Doors will replace or repair (at Renlita Overhead Doors option) the defective product.

In addition to general warranty, Renlita Overhead Doors warrants the steel frame against rust, in painted non-damaged condition for a period of one year from original purchase. This warranty does not apply to scratched, dented, damaged or corroded areas of the frame.

Warranties do not cover damage due to: accident, casualty, vandalism, abuse, harmful fumes or foreign substance in the atmosphere, acts of God, fire, failure to provide reasonable control, nor shall these warranties extend to or cover any damages or claims with respect to any product that in any way or degree have been altered, processed, misused, or improperly handled or installed.

Renlita Overhead Doors makes no other warranties, representations or covenants, expressed or implied with respect to this product, as to any matter whatsoever, including but not limited to warranties, representations or covenants as to workmanship, design, capacity, quality, condition, merchantability or fitness for any purpose of the product. Renlita Overhead Doors shall not be responsible for any incident or consequential damages arising out of the breach of this limited warranty, including but not limited to damage to buildings, other property, or other injuries or damages sustained by any persons whomsoever, or the recovery of any direct or indirect costs such as shipping, installation labor charges, paint or painting, or other building materials.

These warranties give you specific legal rights and you may also have other rights, which vary from state to state.

**All claims under these warranties shall require proof of purchase and be addressed to:**

**Renlita Doors North America, LLC  
P.O. Box B  
Bonham, TX 75418**